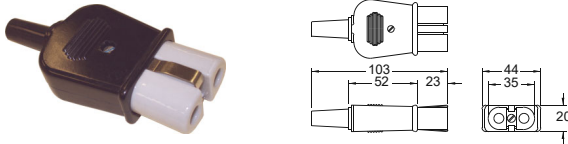


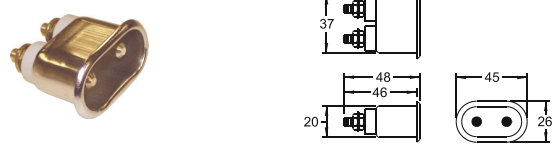
**High Temperature European style straight and 90 degree quick disconnect plugs, sockets, and accessories for wiring band heaters.**

**Model 111-10111**



Connector body, straight porcelain terminal base, plastic cover. 10 amp 250 VAC

**Model 111-10120**



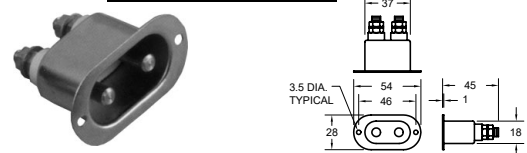
Heater inlet connector, porcelain terminal base, metal shell. 10 amp 250 VDC / 16 amp 250 VAC

**Model 111-10140 / Model 111-10140-int (no shell)**



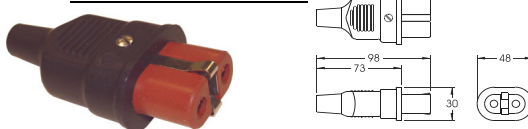
Connector body, straight porcelain terminal base, metal shell with compression cord grip. Threaded bushing plus external strain relief. 25 amp 380 VAC

**Model 111-10122**



Heater inlet connector, porcelain terminal base, metal shell. 10 amp 250 VDC / 16 amp 250 VAC

**Model 111-10340**



Connector body, straight, rubber cover, silicone body (not rubber!), rated 200°C (392°F) continuous. 10 amp 250 VDC / 16 amp 250 VAC

**Model 111-10120-INT (internals only)  
Model 111-10120-MS (metal shell)**



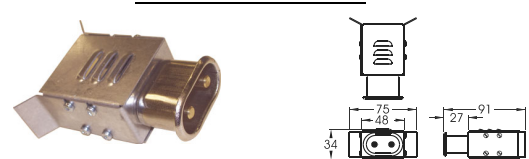
Heater inlet connector, porcelain terminal base, metal shell. 10 amp 250 VDC / 16 amp 250 VAC

**Model 111-10345**



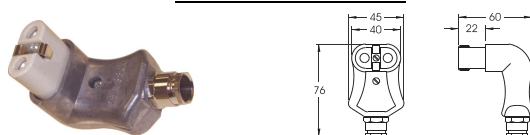
Connector body, angle, rubber cover, silicone body (not rubber!), rated 200°C (392°F) continuous. 10 amp 250 VDC / 16 amp 250 VAC

**Model 111-10130**



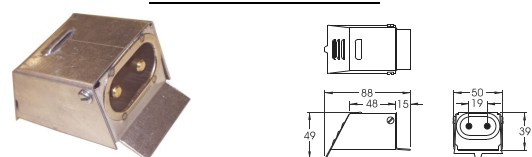
Heater inlet with box, porcelain terminal base, metal shell. 10 amp 250 VDC / 16 amp 250 VAC

**Model 111-10145**



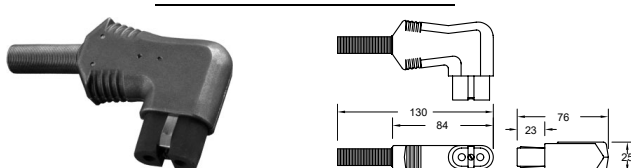
Connector body, angle type, porcelain terminal base, metal shell with compression cord grip. Threaded bushing plus external strain relief. 25 amp 380 VAC

**Model 111-10135**



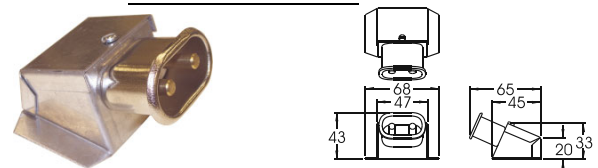
Angle heater inlet box, porcelain terminal base, metal shell. 10 amp 250 VDC / 16 amp 250 VAC

**Model 111-10140-LRA**



Right angle metal connector body, silicone body (not rubber!), rated 300°C (572°F) continuous. 25 amp 380 VAC

**Model 111-10136**



Angle heater inlet box, porcelain terminal base, metal shell. 10 amp 250 VDC / 16 amp 250 VAC