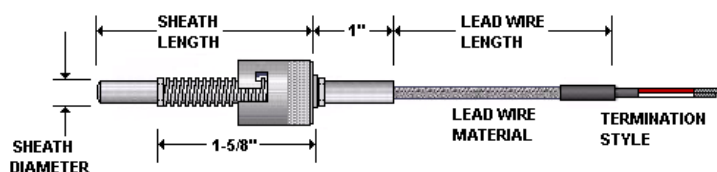


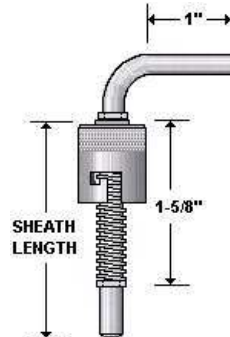
Style TA3

Fixed Depth Bayonet Spring Thermocouple

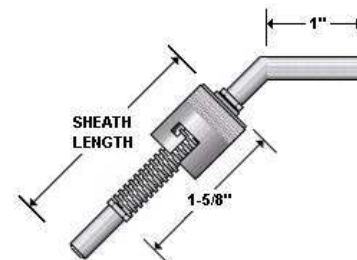
Straight Design



90 Degree Bend



45 Degree Bend



Ordering Information
Part Number

① TA3	② Calibration	③ Sheath Diameter	④ Sheath Config/ Cap Size	⑤ Insertion Length (whole in.)	⑥ Insertion Length (fractional in.)	⑦ Junction	⑧ Lead wire material	⑨ Lead Wire Length (In.)	⑩ Termination Style	⑪ Special Features
TA3										

Optional

② Calibration
J Type J (standard)
K Type K
T Type T
E Type E

⑦ Junction
G Grounded (standard)
U Ungrounded
W Grounded (Dual Junction)
Y Ungrounded Common (Dual)

⑩ Termination style
A 2" stripped leads (bare ends)
B 2" stripped leads w/ spade lugs
C Standard male plug (400°F)
D High temp male Plug (660°F)
E Max temp male Plug (800°F)
G Solid pin plug (400°F)
H Standard female jack (400°F)
J Miniature plug (400°F)
N Standard 3 pin plug w/ ground wire (400°F)
P Dual molded male plug (400°F)
W 2" stripped leads w/ pin terminals
Q 2" stripped leads w/ wire ferrules
X Extra long lead wire length (beyond 2" stripped leads) (specify extra long lead wire length below)
006"-240" 006"-240" Specify in Inches

③ Sheath Diameter
H .125" (3.2mm) (1/8")
L .188" (4.6mm) (3/16") (standard)
Note Sizes for reference only (standard tolerances apply)

⑧ Lead wire material
A Fiberglass (800°F)
B Fluoropolymer (400°F)
C Polyimide (500°F)
E High temperature fiberglass (1200°F)
F Fiberglass with stainless steel braid (800°F)(standard)
G Fluoropolymer with stainless steel braid (400°F)
H Fiberglass with armor cable (800°F)
J Fluoropolymer with armor cable (400°F)
K Polyimide with armor cable (500°F)
M Fiberglass with stainless steel braid with armor cable (800°F)
W Fluoropolymer with stainless steel braid with armor cable (400°F)
Note Wire gauge based on sheath diameter

④ Sheath Configuration/ Cap Size
P Straight w/ 7/16" Single slot cap
Q 45 Degree w/ 7/16" Single slot cap
R 90 Degree w/ 7/16" Single slot cap

⑨ Lead wire length (in.)
012"-600" Specify in Inches
Note Over 600" contact factory

⑤ Insertion Length (whole in.)
02"-72" Specify in Inches

⑥ Insertion Length (fractional in.)
A 0
B 1/8"
C 1/4"
D 3/8"
E 1/2"
F 5/8"
G 3/4"
H 7/8"

⑪ Special features (Optional)
Note Leave blank for no special features
01 Solid conductor (Lead wire)
02 1.5" long strain relief spring
03 1.5" long heat shrink where wire exits the probe
04 Flat tip probe
05 Drill point tip
06 Epoxy seal (500°F)
07 Cable clamp
08 Bx Connector
09 Mating connector
11 International IEC 584-3 color coded leads
13 German color coded leads
14 Japanese color coded leads
18 Moisture protection boot on connector
21 Fluoropolymer coated armor cable
44 Bayonet cap spins along spring (TA3 & RA3 only)

- 20 AWG stranded wire comes standard for .156" and larger
- 24 AWG stranded wire comes standard for .125" and .118"

SOUTHWEST HEATER AND CONTROLS

Main# 214-340-7500

Toll Free#: 800-687-2220

EMAIL: sales@swhc.com

WEB: www.swhc.com